

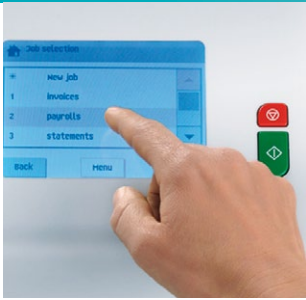


FPI2300

**TABLETOP INSERTER.
VERSATILITY – FROM THE
DAILY MAIL TO MASS MAILINGS**

FPI2300

A PROFESSIONAL INSERTING SYSTEM THAT'S CHILD'S PLAY TO OPERATE



It's that simple:

The central control panel with its 5.7-inch color touchscreen easily guides you through the inputs menu. Operation is intuitive and straightforward.

Settings for specific jobs (document composition, type of fold, fold location, address location etc.) can be saved and automatically retrieved at any time.

PUT AN END TO THE DAILY MAIL STRESS!

Let your new personal assistant deal with all the mail you used to collate, fold and insert by hand: The new FPI2300 table-top inserter. Quickly and easily gets business letters, advertising mailings, invoices, pay slips and other documents into the mail – with or without enclosures.

The new FPI 2300 series of table-top mail inserters will win you over with its ease of operation and reliability. The system can fold documents of various sizes to fit into DL, C6/5 and C5 envelopes. Small formats, pre-folded materials, reply cards or return envelopes can be added to letters quickly and easily.

Or use the folding function alone – for instance, to produce brochures or flyers.

The FPI2300 series is conceived for small to medium quantities of mail and is remarkably quiet in operation.

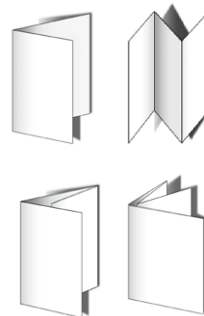


PERFECT FOR "DAILY MAIL"

For daily mail tasks, feed up to five pages of mixed materials by hand. An enclosure can be added automatically from the feeder.

MULTI-PAGE FEEDS


Each automatic document station can be set to feed several sheets per envelope. Feed, fold and insert up to three sheets per job, or up to five sheets when using OMR.



The right fold can transform a sheet of A4 into a little brochure. Or the perfect mailing. All modern folding styles used in the office are available: Single, wrap, zig-zag and double-parallel.

AN OPEN SYSTEM

The comprehensively modular design concept permits precise solutions to your specific mailing tasks: one or two automatic A4 document stations, optionally combined with an enclosure station (for envelope-sized supplements up to DIN A5 max).



FEEDER-SWAP

Each A4 feeder station can hold 325 pages. The tandem-function lets one feeder continue working uninterrupted when the other feeder is empty to reduce reloading time when processing large mailings.

OUTSTANDING FEATURES FOR MORE COMFORT, FLEXIBILITY AND RELIABILITY

► Fill & Start

The system automatically measures envelop and document size, makes the right fold settings and starts the job

► Real sheet control

Reliable double-feed detector (disengageable) that physically measures actual paper thickness

► Five in one

The FPI2300 series is built around an exceptionally powerful yet quiet folding mechanism that can simultaneously handle up to five documents of varying sizes

Tailor-made:

Select your individual inserting solution from among four basic configurations.



FPI2300



Specifications

| | FPI2300 |
|--------------------------------------------------|-----------------|
| Feeder stations | 1/1.5, 2/2.5 |
| Maximum speed per hour | 2,300 |
| Maximum volume per month | 15,000 |
| Folding capacity in pages at 80 g/m ² | up to 5 |
| Job memory capacity | 9 |
| Control display in inches/pixel | 5.7 / 320 x 240 |
| Max. dimensions, in mm, LxWxH | 1360x460x637 |
| Max. weight, in kg | 72 |
| Noise emission in dBA (ISO 11202) | < 68 |
| Operating environment, temperature in °C | 10–40 |
| Operating environment, humidity in % | 30–80 |

Documents

| | |
|-----------------------------------------------|------------------|
| A4 capacity, standard feeder, in sheets | 325 |
| A4 capacity, maximum configuration, in sheets | 650 |
| DIN formats | A4, A5, A6 |
| Height/width in mm | 90–356 / 130–230 |
| Paper quality in g/m ² | 60–170 (250) |
| Short feeder / max. document length in mm | 156 |

Envelopes

| | |
|--------------------------------------|------------------|
| System capacity in envelopes | 150 |
| DIN formats | DL, C6/5, C5 |
| Height/width in mm | 90–162 / 165–248 |
| Envelope quality in g/m ² | 80–120 |
| Maximum contents thickness in mm | 2.5 |

Functions

| | |
|-------------------------------------------------|-----------------------|
| Automatic Fill & Start | yes |
| Feeder-swap tandem operation | yes |
| Multi-sheet feed, in sheets | up to 3 (up to 5 OMR) |
| Daily mail | yes |
| Collect material before folding | yes |
| Single, wrap, zig-zag and double-parallel folds | yes |
| "No fold" function | yes |
| "Fold only" function | yes |
| Item counter | yes |
| OMR (only with FPI2325) | optional |
| Double-feed real sheet control | yes |

Output tray

| | |
|---------------------------------------------------|-----|
| Output basket capacity, C5/6, 1 x A4, letter fold | 100 |
| Side tray capacity, C5/6, 1 x A4, multiple fold | 225 |

Data subject to change

OPTIONS

- ▶ **OMR function**
Automatic Optical Mark Recognition (OMR) "reads" coded marks on documents to control fed documents and selectively add enclosures.
- ▶ **High capacity envelope hopper**
Increase efficiency and ease of operation with the space-saving, side-mounted envelope hopper.
- ▶ **Franking machine connection**
Offline. For finished, franked letters ready to mail.

